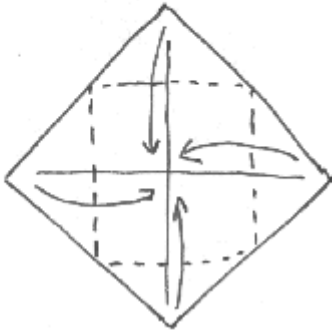


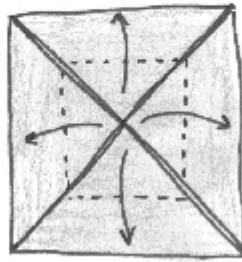
①

WHITE SIDE UP



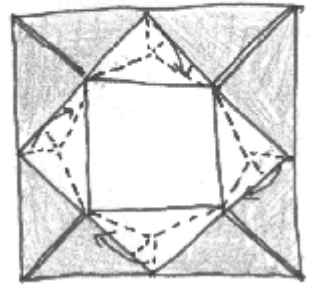
BLINTZ FOLD TO CENTRE

②



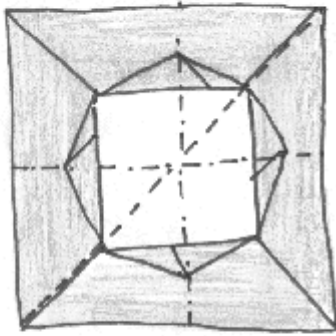
FOLD OUTWARDS

③



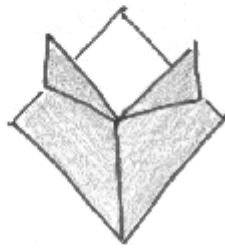
RABBIT EAR FOLD x4

④



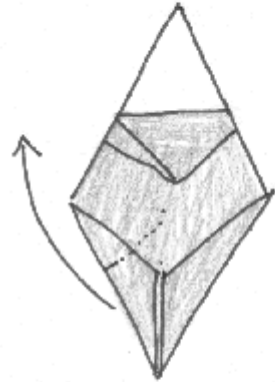
FOLD PRELIMINARY BASE

⑤

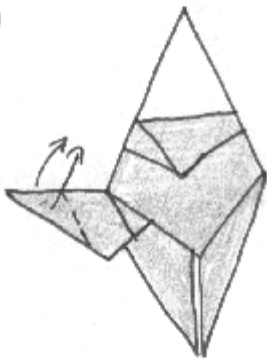


CARRY ON FOLDING TO FORM FROG BASE ...

⑥ ... LIKE SO

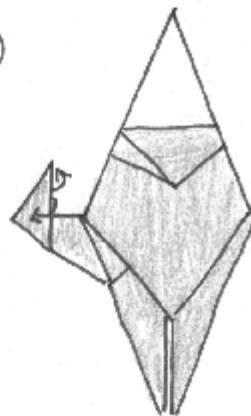


⑦



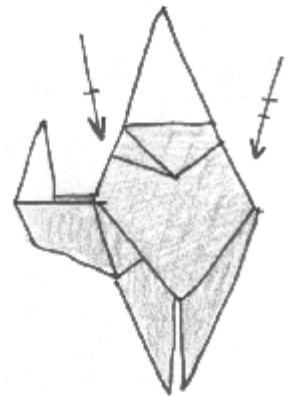
OUTSIDE REVERSE FOLD

⑧



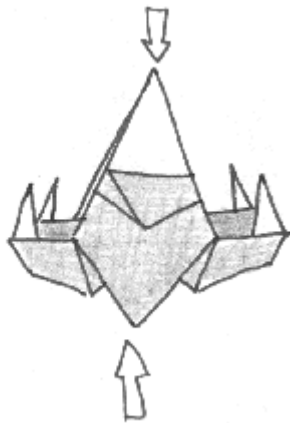
PULL LAYERS OUT TO CHANGE COLOUR

⑨



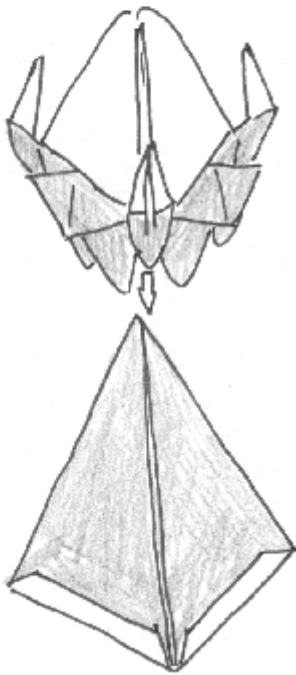
REPEAT STEPS 6-8 ON OTHER POINTS

10



OPEN MODEL OUT
& ROUND TOP

FOR THE BLACK ROOK,
I HAVE GONE FOR A CITADEL-TOWER
LOOK, RATHER THAN THE STANDARD
CASTLE TOWER APPEARANCE



PLACE ON TOP
OF STANDARD
BASE

