

① BEGIN WITH ROOGE BASE



FOLD ONE LAYER TO THE RIGHT.
FOLD ONE TO THE LEFT BEHIND.

②

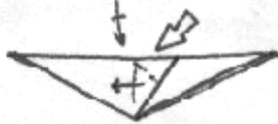


③



1/4

④



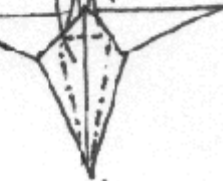
REPEAT BEHIND

⑤



REPEAT BEHIND

⑩

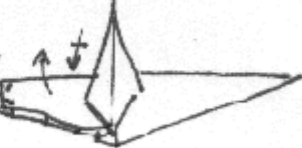


⑪



OPEN-VIEW INSIDE MODEL

⑫



SHAPE WINGS

⑬



⑥

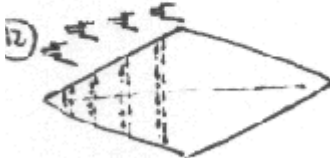


REPEAT BEHIND

⑦

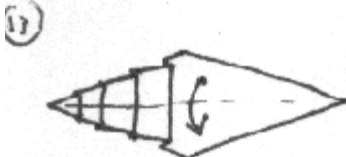


⑫



CRAMP

⑬



FOLD BACK IN HALF

⑱



⑲



⑧

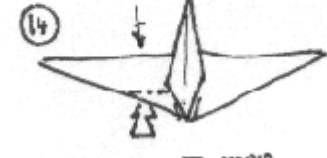


REPEAT STEPS 4-7 ON THE NEXT TWO CLAPS...

⑨



⑭



CHANGE INTO MODEL.

⑮



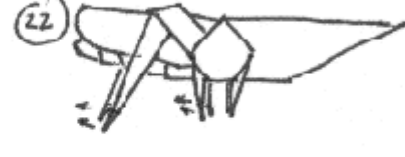
⑳



㉑



㉒



㉓



OPEN. NEXT STAGES FROM THE HEAD.