

① BEGIN WITH FROG BASE ②



FOLD FLAP DOWN



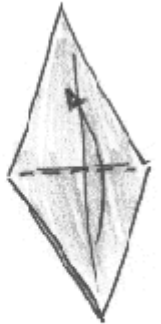
BRING TWO FLAPS AROUND AT THE FRONT AND ONE BEHIND



FOLD FLAP DOWN



FOLD ONE CLAW. MODEL IS SYMMETRICAL



FOLD ONE FLAP UP

⑥



FOLD TWO FLAPS

⑦



VALLEY FOLD

⑧



FOLD MODEL IN HALF


⑨



OUTSIDE REVERSE FOLD ALL LAYERS EXCEPT FOR THE TWO CLAWS.

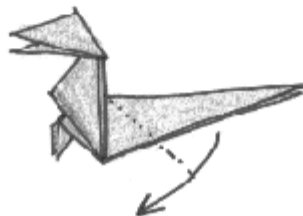


⑩



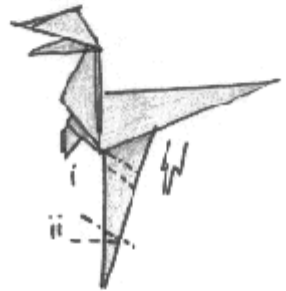
OUTSIDE REVERSE FOLD HEAD. PULL ONE LAYER DOWN MORE THAN OTHER TO FORM MOUTH.

⑪



REVERSE FOLD TOP LAYERS INSIDE TO FORM THE LEGS

⑫



i CRAMP FOLD BOTH LEGS
ii PUPIN BOTH FEET.

FINISHED
PROCOMPSOGNATHUS

